

FRESH LIFE / HEALTHY LIFE / STYLISH LIFE / GREEN LIFE

GRAND

#1 Commercial Refrigerators & Freezers in KOREA

#1 Quality Products in your mind

#1 Choice for your **Commercial Business**



GRAND
WOOSUNG Advanced Concept Digital Refrigerator

2014 GRAND



Dear, Customers

We wish you continuing success and prosperity.

We are grateful for all the customers' kind attention and valuable advices rendered to GRAND ever since the establishment the company.

As a specialized manufacturer of commercial refrigerators and kitchen appliances, GRAND has been accumulating advanced technology and know-how to secure the prime level product quality in the international market, enhancing customers' satisfaction through continuous investment in R&D and introduction of the automated facilities in the factory.

Our environment-friendly and energy-saving designs made out with most tender respect for end-user's convenience and safety and its exhaustive after-service activities have been rewarded with customers' everlasting love and confidence.

We, GRAND will keep refreshing the ways of the planning, designing, manufacturing and after-service, to serve our customers 'Green Life', 'Healthy Life', 'Fresh Life' and 'Stylish Life' with most humble mind and heartfelt kindness.

Thank you.

From GRAND WOOSUNG Inc.



Table of **CONTENTS**

1. REACH-IN

1) SOLID DOOR REFRIGERATORS	06
2) GLASS DOOR REFRIGERATORS	10
3) SOLID DOOR FREEZERS	12
4) SOLID DOOR DUAL TEMPERATURE	16

2. UNDERCOUNTER

1) SOLID DOOR REFRIGERATORS	20
2) SOLID DOOR FREEZERS	22

3. FOOD PREP TABLES

1) SANDWICH & SALAD PREP TABLES	26
2) SANDWICH & SALAD PREP TABLES (WITH COVER)	28
3) MEGA TOP SANDWICH & SALAD PREP TABLES (WITH COVER)	30

4. DISPLAY CASES

1) BAKERY & DELI CASES	34
2) DISPLAY CASES FOR VARIOUS FOOD	36



REACH-IN



- 01 SOLID DOOR REFRIGERATORS
- 02 GLASS DOOR REFRIGERATORS
- 03 SOLID DOOR FREEZERS
- 04 SOLID DOOR DUAL TEMPERATURE



“Quality Products in your mind”



FRESH LIFE / HEALTHY LIFE / STYLISH LIFE / GREEN LIFE

 **FRESH LIFE**

GRAND keeps **FRESHNESS**, as it is.

GRAND's peculiar technology maintains the optimum and stable temperature to keep the natural taste and freshness of food for your happy life of feast.

► REACH-IN SOLID HALF DOOR REFRIGERATORS

FEATURES & BENEFITS :

DIGITAL TEMPERATURE CONTROL SYSTEM

- GRAND's Digital PCB Control System provides a sophisticated temperature control. This level of precision allows food to remain fresh over an extended period of time.

HIGH QUALITY STAINLESS STEEL CABINET

- Stainless Steel Exterior (galvanized steel exterior back, bottom) and Interior construction gives free of rust, fewer dents and scratches.

TOP MOUNTED REFRIGERATION SYSTEM

- GRAND's Top Mounted Refrigeration System has easy access for maintenance.
- GRAND's Top Mounted Unit is designed to maximize the refrigeration efficiency.

HIGH-DENSITY POLYURETHANE CABINET

- The entire Cabinet structure and Solid Doors are foamed in place with high density and CFC free Polyurethane insulation.

ENERGY SAVING LED LIGHT

- Interior of GRAND's Reach-In Solid Half Door Refrigerators are illuminated with energy saving LED Light.

ERGONOMICALLY DESIGNED PRODUCT

- All curved design for Inner Cabinet.
- User-oriented design of Recessed Door Handle with easy grip.
- GRAND's Reach-In Solid Half Door Refrigerators are designed to enhance the durability.

HEAVY-DUTY WIRE SHELVES

- Polyethylene coated heavy-duty Wire Shelves are easily moved up & down to store any sizes of food.
- Stainless Steel Shelf Clips are provided per Shelf, and 3 Shelves are served for 1 section.

DOOR GASKETS

- One piece of construction will provide maximum seal capability.
- Removable without tools for easy cleaning and replacement.

STAINLESS STEEL CONDENSATE DRAIN PAN

- Stainless Steel Condensate Drain Pan with Heater is valuable and discriminable points of GRAND's products compared to other brands.
- It will give customers to keep the clean and sanitary kitchen.

G-20R-2



G-23R-2



G-40R-4



G-60R-6



SPECIFICATIONS :

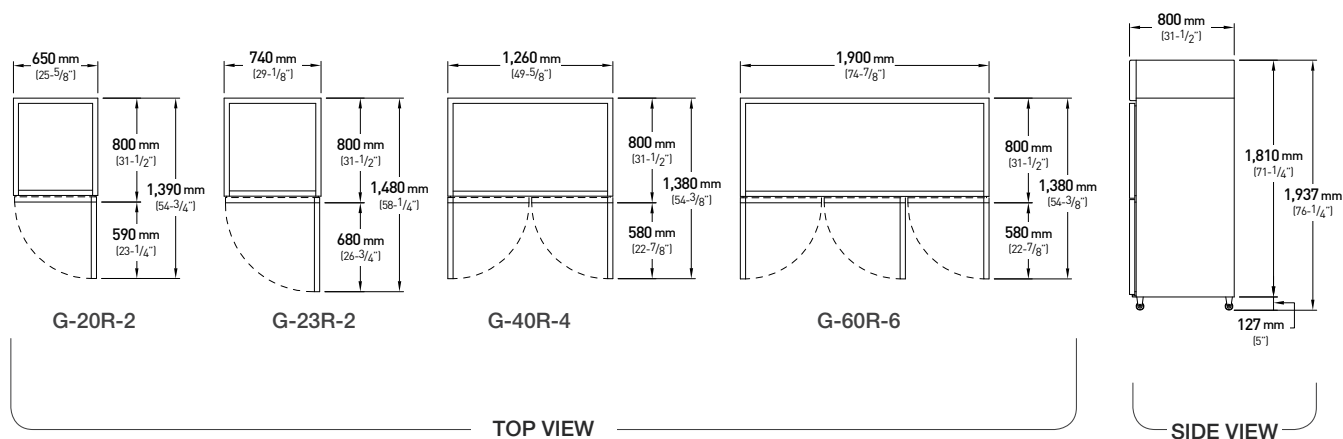
MODEL	CAPACITY	EXTERIOR DIMENSION (mm / inch)			REFRIGERANT	HP	VOLTAGE	AMP	STUFFING QTY	
	(LITERS / CU.FT.)	Width	Depth	Height					20FT	40FT
G-20R-2	476	650	800	1,937	R-134a	1/3	230-240/50/1	2.2 A	22	45
	17	25-5/8	31-1/2	76-1/4		1/3	115/60/1	4.5 A		
G-23R-2	562	740	800	1,937	R-134a	1/3	230-240/50/1	2.2 A	14	30
	20	29-1/8	31-1/2	76-1/4		1/3	115/60/1	4.5 A		
G-40R-4	1,057	1,260	800	1,937	R-134a	1/3	230-240/50/1	2.2 A	11	23
	38	49-5/8	31-1/2	76-1/4		1/3	115/60/1	4.5 A		
G-60R-6	1,665	1,900	800	1,937	R-404a	3/4	230-240/50/1	4.1A	7	14
	59	74-7/8	31-1/2	76-1/4		3/4	115/60/1	8 A		

- Height include 100mm(4") diameter castors.(locks provided on the front set)
- Temperature control range: 0°C~10°C / 32°F~50°F
- Specifications subject to change without notice.



PLAN VIEW :

G-20R-2 / G-23R-2 / G-40R-4 / G-60R-6



► REACH-IN SOLID DOOR REFRIGERATORS

FEATURES & BENEFITS :

DIGITAL TEMPERATURE CONTROL SYSTEM

- GRAND's Digital PCB Control System provides a sophisticated temperature control. This level of precision allows food to remain fresh over an extended period of time.

HIGH QUALITY STAINLESS STEEL CABINET

- Stainless Steel Exterior (galvanized steel exterior back, bottom) and Interior construction gives free of rust, fewer dents and scratches.

TOP MOUNTED REFRIGERATION SYSTEM

- GRAND's Top Mounted Refrigeration System has easy access for maintenance.
- GRAND's Top Mounted Unit is designed to maximize the refrigeration efficiency.

HIGH-DENSITY POLYURETHANE CABINET

- The entire Cabinet structure and Solid Doors are foamed in place with high density and CFC free Polyurethane insulation.

ENERGY SAVING LED LIGHT

- Interior of GRAND's Reach-In Solid Door Refrigerators are illuminated with energy saving LED Light.

ERGONOMICALLY DESIGNED PRODUCT

- All curved design for Inner Cabinet.
- User-oriented design of Recessed Door Handle with easy grip.
- GRAND's Reach-In Solid Door Refrigerators are designed to enhance the durability.

HEAVY-DUTY WIRE SHELVES

- Polyethylene coated heavy-duty Wire Shelves are easily moved up & down to store any sizes of food.
- Stainless Steel Shelf Clips are provided per Shelf, and 3 Shelves are served for 1 section.

DOOR GASKETS

- One piece of construction will provide maximum seal capability.
- Removable without tools for easy cleaning and replacement.

STAINLESS STEEL CONDENSATE DRAIN PAN

- Stainless Steel Condensate Drain Pan with Heater is valuable and discriminable points of GRAND's products compared to other brands.
- It will give customers to keep the clean and sanitary kitchen.

PRESSURE RELIEF DEVICE (G-20R, G-23R Only)

G-20R



G-23R



G-40R



G-60R



SPECIFICATIONS :

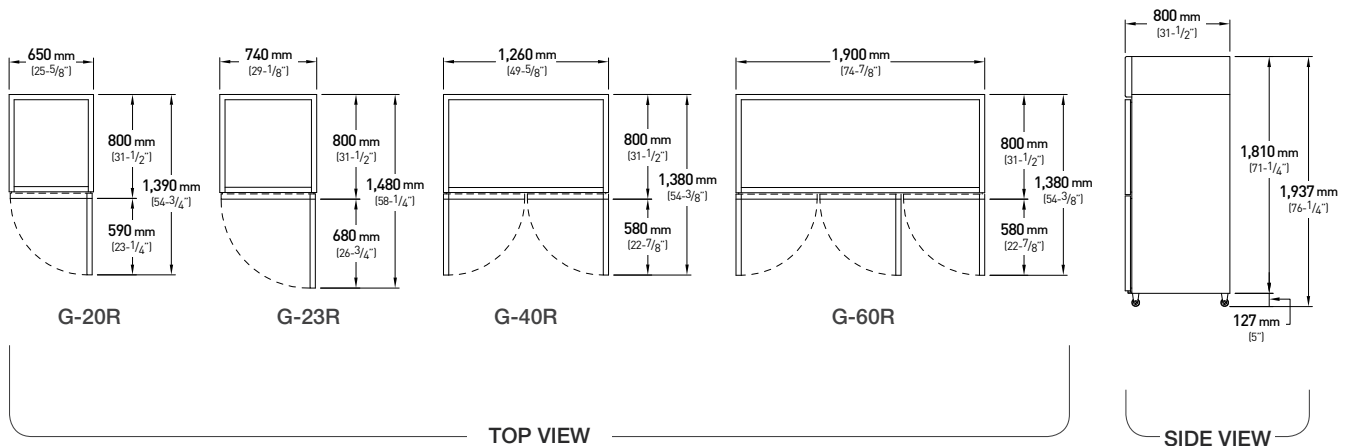
MODEL	CAPACITY	EXTERIOR DIMENSION (mm / inch)			REFRIGERANT	HP	VOLTAGE	AMP	STUFFING QTY	
	(LITERS / CU.FT.)	Width	Depth	Height					20FT	40FT
G-20R	476	650	800	1,937	R-134a	1/3	230-240/50/1	2.2 A	22	45
	17	25-5/8	31-1/2	76-1/4		1/3	115/60/1	4.5 A		
G-23R	562	740	800	1,937	R-134a	1/3	230-240/50/1	2.2 A	14	30
	20	29-1/8	31-1/2	76-1/4		1/3	115/60/1	4.5 A		
G-40R	1,057	1,260	800	1,937	R-134a	1/3	230-240/50/1	2.2 A	11	23
	38	49-5/8	31-1/2	76-1/4		1/3	115/60/1	4.5 A		
G-60R	1,665	1,900	800	1,937	R-404a	3/4	230-240/50/1	4.1A	7	14
	59	74-7/8	31-1/2	76-1/4		3/4	115/60/1	8 A		

- Height include 100mm(4") diameter castors.(locks provided on the front set)
- Temperature control range: 0°C~10°C / 32°F~50°F
- Specifications subject to change without notice.



PLAN VIEW :

G-20R / G-23R / G-40R / G-60R



► REACH-IN GLASS DOOR REFRIGERATORS

FEATURES & BENEFITS :

DIGITAL TEMPERATURE CONTROL SYSTEM

- GRAND's Digital PCB Control System provides a sophisticated temperature control. This level of precision allows food to remain fresh over an extended period of time.

HIGH QUALITY STAINLESS STEEL CABINET

- Stainless Steel Exterior (galvanized steel exterior back, bottom) and Interior construction gives free of rust, fewer dents and scratches.

TOP MOUNTED REFRIGERATION SYSTEM

- GRAND's Top Mounted Refrigeration System has easy access for maintenance.
- GRAND's Top Mounted Unit is designed to maximize the refrigeration efficiency.

HIGH-DENSITY POLYURETHANE CABINET

- The entire Cabinet structure and Solid Doors are foamed in place with high density and CFC free Polyurethane insulation.

ENERGY SAVING LED LIGHT

- Interior of GRAND's Reach-In Glass Door Refrigerators are illuminated with energy saving LED Light.

ERGONOMICALLY DESIGNED PRODUCT

- All curved design for Inner Cabinet.
- User-oriented design of Recessed Door Handle with easy grip.
- GRAND's Reach-In Glass Door Refrigerators are designed to enhance the durability.

HEAVY-DUTY WIRE SHELVES

- Polyethylene coated heavy-duty Wire Shelves are easily moved up & down to store any sizes of food.
- Stainless Steel Shelf Clips are provided per Shelf, and 3 Shelves are served for 1 section.

DOOR GASKETS

- One piece of construction will provide maximum seal capability.
- Removable without tools for easy cleaning and replacement.

STAINLESS STEEL CONDENSATE DRAIN PAN

- Stainless Steel Condensate Drain Pan with Heater is valuable and discriminable points of GRAND's products compared to other brands.
- It will give customers to keep the clean and sanitary kitchen.

ENERGY EFFICIENT, "Low-E", DOUBLE PANE THERMAL GLASS DOOR

G-20R-1G



G-23R-1G



G-40R-2G



G-60R-3G



SPECIFICATIONS :

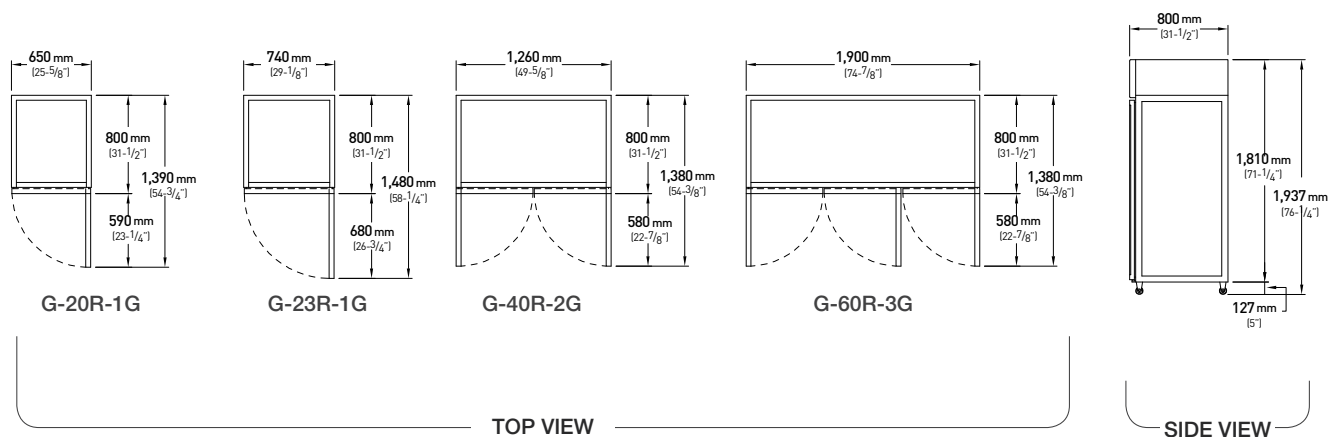
MODEL	CAPACITY	DOOR	EXTERIOR DIMENSION (mm / inch)			REFRIGERANT	HP	VOLTAGE	AMP	STUFFING QTY	
	(LITERS / CU.FT.)		Width	Depth	Height					20FT	40FT
G-20R-1G	476	1	650	800	1,937	R-134a	1/3	230-240/50/1	2.2 A	22	45
	17		25-5/8	31-1/2	76-1/4		1/3	115/60/1	4.5 A		
G-23R-1G	562	1	740	800	1,937	R-134a	1/3	230-240/50/1	2.2 A	14	30
	20		29-1/8	31-1/2	76-1/4		1/3	115/60/1	4.5 A		
G-40R-2G	1,057	2	1,260	800	1,937	R-134a	1/3	230-240/50/1	2.2 A	11	23
	38		49-5/8	31-1/2	76-1/4		1/3	115/60/1	4.5 A		
G-60R-3G	1,647	3	1,900	800	1,937	R-404a	3/4	230-240/50/1	4.1A	7	14
	58		74-7/8	31-1/2	76-1/4		3/4	115/60/1	8 A		

- Height include 100mm(4") diameter castors.(locks provided on the front set)
- Temperature control range: 0°C~10°C / 32°F~50°F
- Specifications subject to change without notice.



PLAN VIEW :

G-20R-1G / G-23R-1G / G-40R-2G / G-60R-3G



► REACH-IN SOLID HALF DOOR FREEZERS

FEATURES & BENEFITS :

DIGITAL TEMPERATURE CONTROL SYSTEM

- GRAND's Digital PCB Control System provides a sophisticated temperature control. This level of precision allows food to remain fresh over an extended period of time.

HIGH QUALITY STAINLESS STEEL CABINET

- Stainless Steel Exterior (galvanized steel exterior back, bottom) and Interior construction gives free of rust, fewer dents and scratches.

TOP MOUNTED REFRIGERATION SYSTEM

- GRAND's Top Mounted Refrigeration System has easy access for maintenance.
- GRAND's Top Mounted Unit is designed to maximize the refrigeration efficiency.

HIGH-DENSITY POLYURETHANE CABINET

- The entire Cabinet structure and Solid Doors are foamed in place with high density and CFC free Polyurethane insulation.

ENERGY SAVING LED LIGHT

- Interior of GRAND's Reach-In Solid Half Door Freezers are illuminated with energy saving LED Light.

ERGONOMICALLY DESIGNED PRODUCT

- All curved design for Inner Cabinet.
- User-oriented design of Recessed Door Handle with easy grip.
- GRAND's Reach-In Solid Half Door Freezers are designed to enhance the durability.

HEAVY-DUTY WIRE SHELVES

- Polyethylene coated heavy-duty Wire Shelves are easily moved up & down to store any sizes of food.
- Stainless Steel Shelf Clips are provided per Shelf, and 3 Shelves are served for 1 section.

DOOR GASKETS

- One piece of construction will provide maximum seal capability.
- Removable without tools for easy cleaning and replacement.

STAINLESS STEEL CONDENSATE DRAIN PAN

- Stainless Steel Condensate Drain Pan with Heater is valuable and discriminable points of GRAND's products compared to other brands.
- It will give customers to keep the clean and sanitary kitchen.

G-20F-2



G-23F-2



G-40F-4



G-60F-6



SPECIFICATIONS :

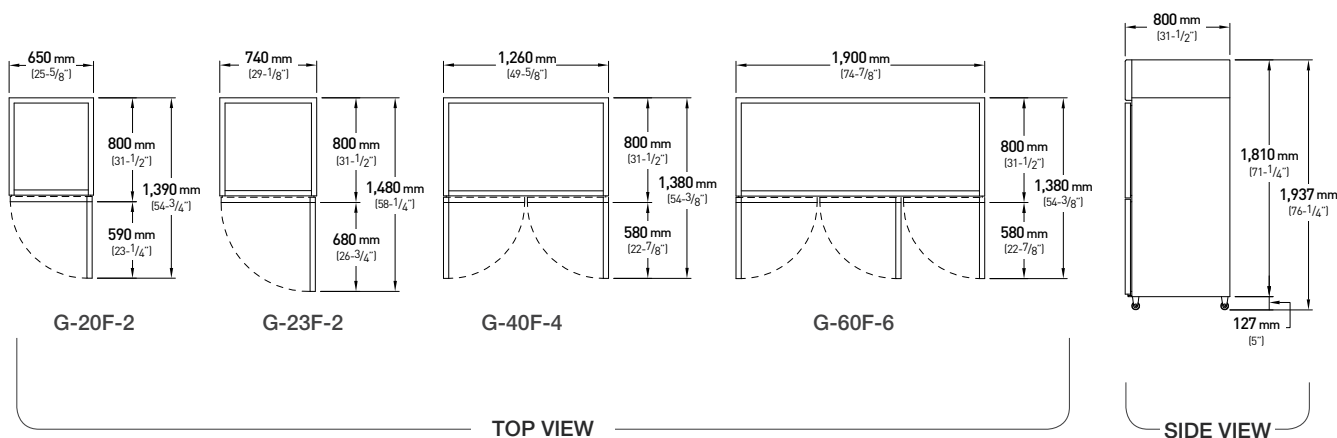
MODEL	CAPACITY	EXTERIOR DIMENSION (mm / inch)			REFRIGERANT	HP	VOLTAGE	AMP	STUFFING QTY	
	(LITERS / CU.FT.)	Width	Depth	Height					20FT	40FT
G-20F-2	476	650	800	1,937	R-134a	1/3	230-240/50/1	2.2 A	22	45
	17	25-5/8	31-1/2	76-1/4		1/3	115/60/1	4.5 A		
G-23F-2	562	740	800	1,937	R-134a	1/3	230-240/50/1	2.2 A	14	30
	20	29-1/8	31-1/2	76-1/4		1/3	115/60/1	4.5 A		
G-40F-4	1,057	1,260	800	1,937	R-404a	3/4	230-240/50/1	4.1A	11	23
	38	49-5/8	31-1/2	76-1/4		3/4	115/60/1	8 A		
G-60F-6	1,647	1,900	800	1,937	R-404a	3/4x2	230-240/50/1	8 A	7	14
	58	74-7/8	31-1/2	76-1/4		3/4x2	115/60/1	13.5 A		

- Height include 100mm(4") diameter castors.(locks provided on the front set)
- Temperature control range: -25°C~-3°C / -13°F~27°F
- Specifications subject to change without notice.



PLAN VIEW :

G-20F-2 / G-23F-2 / G-40F-4 / G-60F-6



► REACH-IN SOLID DOOR FREEZERS

FEATURES & BENEFITS :

DIGITAL TEMPERATURE CONTROL SYSTEM

- GRAND's Digital PCB Control System provides a sophisticated temperature control. This level of precision allows food to remain fresh over an extended period of time.

HIGH QUALITY STAINLESS STEEL CABINET

- Stainless Steel Exterior (galvanized steel exterior back, bottom) and Interior construction gives free of rust, fewer dents and scratches.

TOP MOUNTED REFRIGERATION SYSTEM

- GRAND's Top Mounted Refrigeration System has easy access for maintenance.
- GRAND's Top Mounted Unit is designed to maximize the refrigeration efficiency.

HIGH-DENSITY POLYURETHANE CABINET

- The entire Cabinet structure and Solid Doors are foamed in place with high density and CFC free Polyurethane insulation.

ENERGY SAVING LED LIGHT

- Interior of GRAND's Reach-In Solid Door Freezers are illuminated with energy saving LED Light.

ERGONOMICALLY DESIGNED PRODUCT

- All curved design for Inner Cabinet.
- User-oriented design of Recessed Door Handle with easy grip.
- GRAND's Reach-In Solid Door Freezers are designed to enhance the durability.

HEAVY-DUTY WIRE SHELVES

- Polyethylene coated heavy-duty Wire Shelves are easily moved up & down to store any sizes of food.
- Stainless Steel Shelf Clips are provided per Shelf, and 3 Shelves are served for 1 section.

DOOR GASKETS

- One piece of construction will provide maximum seal capability.
- Removable without tools for easy cleaning and replacement.

STAINLESS STEEL CONDENSATE DRAIN PAN

- Stainless Steel Condensate Drain Pan with Heater is valuable and discriminable points of GRAND's products compared to other brands.
- It will give customers to keep the clean and sanitary kitchen.

PRESSURE RELIEF DEVICE (G-20F, G-23F Only)

G-20F



G-23F



G-40F



G-60F



SPECIFICATIONS :

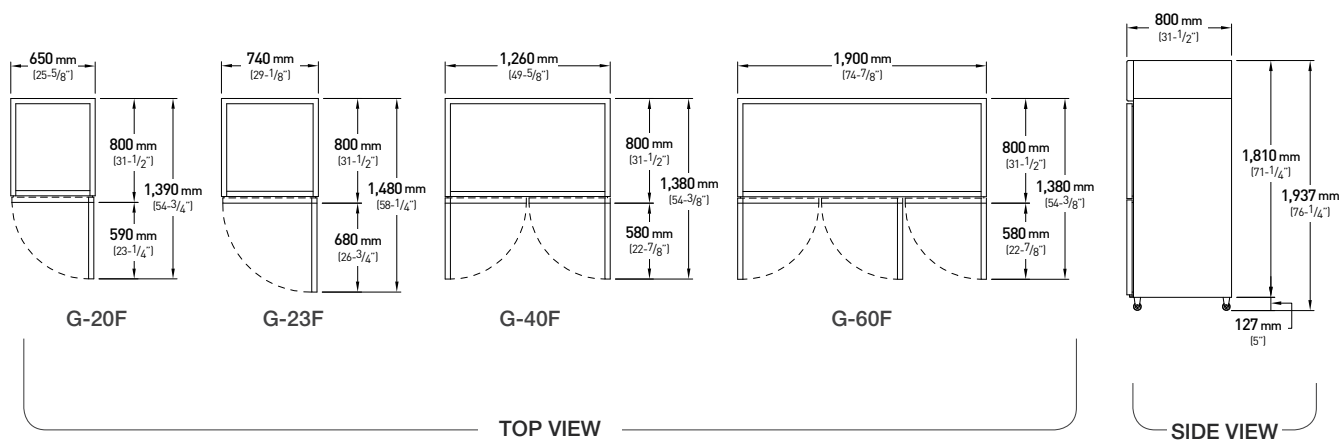
MODEL	CAPACITY	EXTERIOR DIMENSION (mm / inch)			REFRIGERANT	HP	VOLTAGE	AMP	STUFFING QTY	
	(LITERS / CU.FT.)	Width	Depth	Height					20FT	40FT
G-20F	476	650	800	1,937	R-134a	1/3	230-240/50/1	2.2 A	22	45
	17	25-5/8	31-1/2	76-1/4		1/3	115/60/1	4.5 A		
G-23F	562	740	800	1,937	R-134a	1/3	230-240/50/1	2.2 A	14	30
	20	29-1/8	31-1/2	76-1/4		1/3	115/60/1	4.5 A		
G-40F	1,057	1,260	800	1,937	R-404a	3/4	230-240/50/1	4.1A	11	23
	38	49-5/8	31-1/2	76-1/4		3/4	115/60/1	8 A		
G-60F	1,647	1,900	800	1,937	R-404a	3/4x2	230-240/50/1	8 A	7	14
	58	74-7/8	31-1/2	76-1/4		3/4x2	115/60/1	13.5 A		

- Height include 100mm(4") diameter castors.(locks provided on the front set)
- Temperature control range: -25°C~-3°C / -13°F~27°F
- Specifications subject to change without notice.



PLAN VIEW :

G-20F / G-23F / G-40F / G-60F



► REACH-IN SOLID DOOR DUAL TEMPERATURE

FEATURES & BENEFITS :

DIGITAL TEMPERATURE CONTROL SYSTEM

- GRAND's Digital PCB Control System provides a sophisticated temperature control. This level of precision allows food to remain fresh over an extended period of time.

HIGH QUALITY STAINLESS STEEL CABINET

- Stainless Steel Exterior (galvanized steel exterior back, bottom) and Interior construction gives free of rust, fewer dents and scratches.

TOP MOUNTED REFRIGERATION SYSTEM

- GRAND's Top Mounted Refrigeration System has easy access for maintenance.
- GRAND's Top Mounted Unit is designed to maximize the refrigeration efficiency.

HIGH-DENSITY POLYURETHANE CABINET

- The entire Cabinet structure and Solid Doors are foamed in place with high density and CFC free Polyurethane insulation.

ENERGY SAVING LED LIGHT

- Interior of GRAND's Reach-In Solid Door Dual Temperature is illuminated with energy saving LED Light.

ERGONOMICALLY DESIGNED PRODUCT

- All curved design for Inner Cabinet.
- User-oriented design of Recessed Door Handle with easy grip.
- GRAND's Reach-In Solid Door Dual Temperature is designed to enhance the durability.

HEAVY-DUTY WIRE SHELVES

- Polyethylene coated heavy-duty Wire Shelves are easily moved up & down to store any sizes of food.
- Stainless Steel Shelf Clips are provided per Shelf, and 3 Shelves are served for 1 section.

DOOR GASKETS

- One piece of construction will provide maximum seal capability.
- Removable without tools for easy cleaning and replacement.

STAINLESS STEEL CONDENSATE DRAIN PAN

- Stainless Steel Condensate Drain Pan with Heater is valuable and discriminable points of GRAND's products compared to other brands.
- It will give customers to keep the clean and sanitary kitchen.

G-40D-4



G-40D



G-60D-6



G-60D



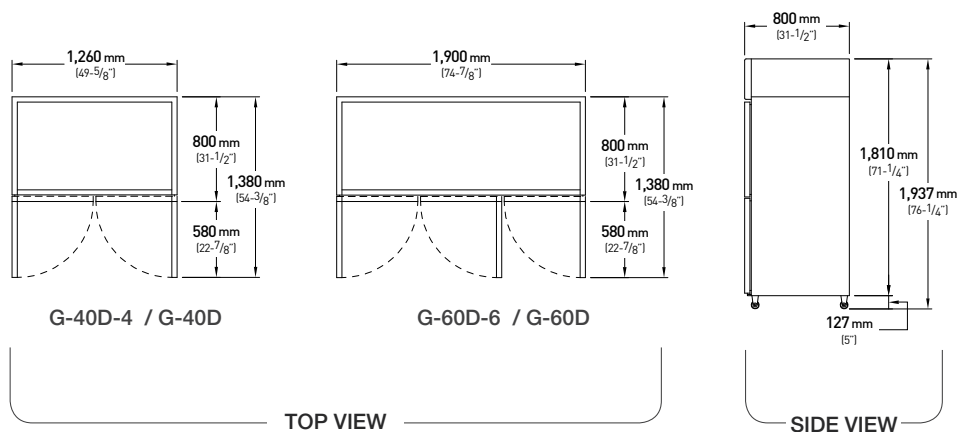
SPECIFICATIONS :

MODEL	CAPACITY	DOOR	EXTERIOR DIMENSION (mm / inch)			REFRIGERANT	HP	VOLTAGE	AMP	STUFFING QTY	
	(LITERS / CU.FT.)		Width	Depth	Height					20FT	40FT
G-40D-4	Ref:491(18)	4	1,260	800	1,937	R-134a	1/3x2	230-240/50/1	2.2 A	11	23
	Freezer:491(18)		49-5/8	31-1/2	76-1/4						
G-40D	Ref:491(18)	2	1,260	800	1,937	R-134a	1/3x2	230-240/50/1	2.2 A	11	23
	Freezer:491(18)		49-5/8	31-1/2	76-1/4						
G-60D-6	Ref:1057(38)	6	1,900	800	1,937	R-134a	1/3x2	230-240/50/1	6 A	7	14
	Freezer:491(18)		74-7/8	31-1/2	76-1/4						
G-60D	Ref:1057(38)	3	1,900	800	1,937	R-134a	1/3x2	230-240/50/1	6 A	7	14
	Freezer:491(18)		74-7/8	31-1/2	76-1/4						

- Height include 100mm(4") diameter castors.(locks provided on the front set)
- Temperature control range: **Ref** 0°C~10°C / 32°F~50°F, **Freezer** -25°C~-3°C / -13°F~27°F
- Specifications subject to change without notice.



PLAN VIEW :

G-40D-4 / G-40D / G-60D-6 / G-60D




UNDERCOUNTER

01 SOLID DOOR REFRIGERATORS

02 SOLID DOOR FREEZERS



“Quality Products in your mind”



FRESH LIFE / HEALTHY LIFE / STYLISH LIFE / GREEN LIFE



“HEALTHY LIFE

GRAND keeps **CLEANLINESS**, as it is.

GRAND's kitchen appliances of grace and durability maintain cleanliness in every space and corner, to sweep away the anxiety about hygiene or bacteria.

/ UNDERCOUNTER /

► UNDERCOUNTER SOLID DOOR REFRIGERATORS

FEATURES & BENEFITS :

WELL BALLANCED & EFFICIENT DIGITAL TEMPERATURE CONTROL SYSTEM

- GRAND's Digital PCB Control System provides a sophisticated temperature control.
- GRAND's Side Mounted unit is designed to maximize the refrigeration efficiency.

HIGH QUALITY STAINLESS STEEL CABINET

- Stainless Steel Exterior (galvanized steel exterior bottom) and Interior construction gives free of rust, fewer dents and scratches.

SIDE MOUNTED REFRIGERATION SYSTEM

- GRAND's Side Mounted Refrigeration System has easy access for maintenance.

ERGONOMICALLY DESIGNED PRODUCT

- All curved design for Inner Cabinet.
- User-oriented design of Recessed Door Handle with easy grip.
- GRAND's Undercounter Solid Door Refrigerators are designed to enhance the durability.

HEAVY-DUTY WIRE SHELVES

- Polyethylene coated heavy-duty Wire Shelves are easily moved up & down to store any sizes of food.
- Stainless Steel Shelf Clips are provided per Shelf, and 1 Shelf is served for 1 section.

DOOR GASKETS

- One piece of construction will provide maximum seal capability.
- Removable without tools for easy cleaning and replacement.

STAINLESS STEEL CONDENSATE DRAIN PAN

- Stainless Steel Condensate Drain Pan with Heater is valuable and discriminable points of GRAND's products compared to other brands.
- It will give customers to keep the clean and sanitary kitchen.

HIGH-DENSITY POLYURETHANE CABINET

- The entire Cabinet structure and Solid Doors are foamed in place with high density and CFC free Polyurethane insulation.

GU-36R



GU-48R



GU-60R



GU-72R



SPECIFICATIONS :

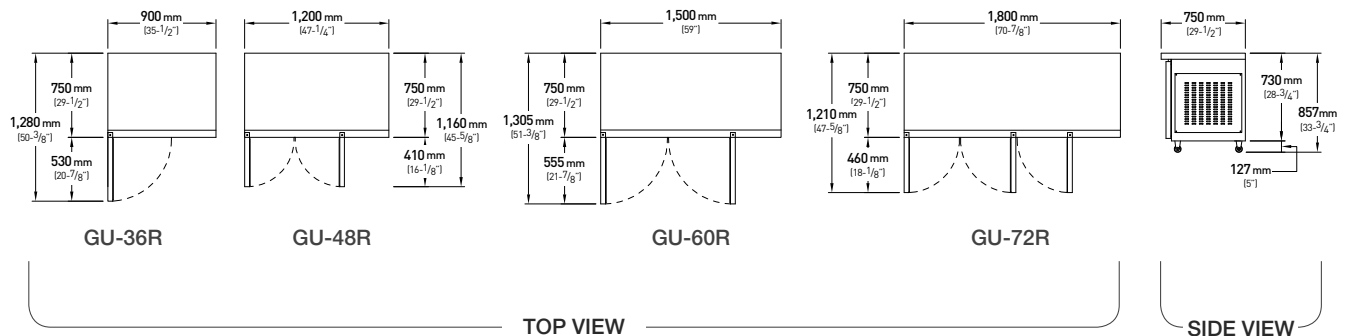
MODEL	CAPACITY	DOOR	EXTERIOR DIMENSION (mm / inch)			REFRIGERANT	HP	VOLTAGE	AMP	STUFFING QTY	
	(LITERS / CU.FT.)		Width	Depth	Height					20FT	40FT
GU-36R	174	1	900	750	857	R-134a	1/3	230-240/50/1	2.2 A	28	60
	6		35-1/2	29-1/2	33-3/4						
GU-48R	286	2	1,200	750	857	R-134a	1/3	230-240/50/1	2.2 A	22	48
	10		47-1/4	29-1/2	33-3/4						
GU-60R	397	2	1,500	750	857	R-134a	1/3	230-240/50/1	2.2 A	20	44
	14		59	29-1/2	33-3/4						
GU-72R	466	3	1,800	750	857	R-134a	1/3	230-240/50/1	2.2 A	14	30
	17		70-7/8	29-1/2	33-3/4						

- Height include 100mm(4") diameter castors.(locks provided on the front set)
- Optional legs available for all model.
- Temperature control range: 0°C~10°C / 32°F~50°F
- Specifications subject to change without notice.



PLAN VIEW :

GU-36R / GU-48R / GU-60R / GU-72R



/ UNDERCOUNTER /

► UNDERCOUNTER SOLID DOOR FREEZERS

FEATURES & BENEFITS :

WELL BALLANCED & EFFICIENT DIGITAL TEMPERATURE CONTROL SYSTEM

- GRAND's Digital PCB Control System provides a sophisticated temperature control.
- GRAND's Side Mounted unit is designed to maximize the refrigeration efficiency.

HIGH QUALITY STAINLESS STEEL CABINET

- Stainless Steel Exterior (galvanized steel exterior bottom) and Interior construction gives free of rust, fewer dents and scratches.

SIDE MOUNTED REFRIGERATION SYSTEM

- GRAND's Side Mounted Refrigeration System has easy access for maintenance.

ERGONOMICALLY DESIGNED PRODUCT

- All curved design for Inner Cabinet.
- User-oriented design of Recessed Door Handle with easy grip.
- GRAND's Undercounter Solid Door Freezers are designed to enhance the durability.

HEAVY-DUTY WIRE SHELVES

- Polyethylene coated heavy-duty Wire Shelves are easily moved up & down to store any sizes of food.
- Stainless Steel Shelf Clips are provided per Shelf, and 1 Shelf is served for 1 section.

DOOR GASKETS

- One piece of construction will provide maximum seal capability.
- Removable without tools for easy cleaning and replacement.

STAINLESS STEEL CONDENSATE DRAIN PAN

- Stainless Steel Condensate Drain Pan with Heater is valuable and discriminable points of GRAND's products compared to other brands.
- It will give customers to keep the clean and sanitary kitchen.

HIGH-DENSITY POLYURETHANE CABINET

- The entire Cabinet structure and Solid Doors are foamed in place with high density and CFC free Polyurethane insulation.

GU-36F



GU-48F



GU-60F



GU-72F



SPECIFICATIONS :

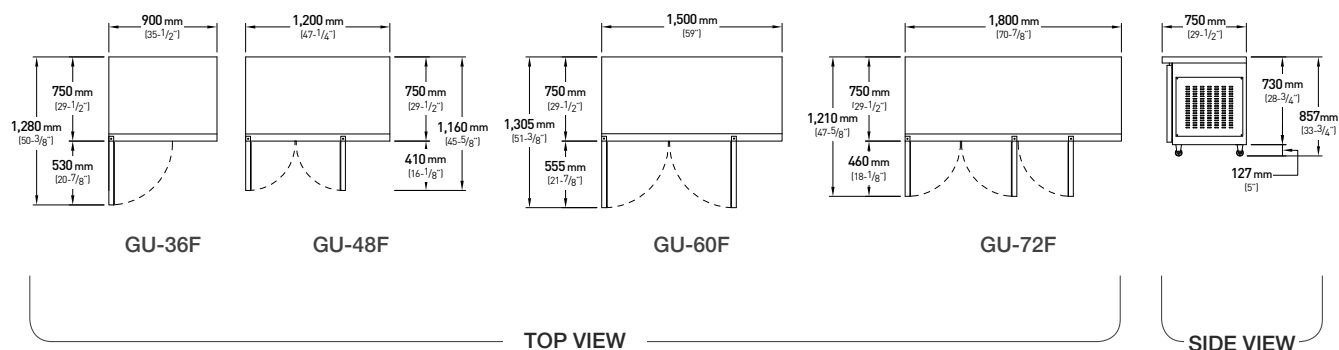
MODEL	CAPACITY	DOOR	EXTERIOR DIMENSION (mm / inch)			REFRIGERANT	HP	VOLTAGE	AMP	STUFFING QTY	
	(LITERS / CU.FT.)		Width	Depth	Height					20FT	40FT
GU-36F	174	1	900	750	857	R-134a	1/3	230-240/50/1	2.2 A	28	60
	6		35-1/2	29-1/2	33-3/4		1/3	115/60/1	4.5 A		
GU-48F	286	2	1,200	750	857	R-134a	1/3	230-240/50/1	2.2 A	22	48
	10		47-1/4	29-1/2	33-3/4		1/3	115/60/1	4.5 A		
GU-60F	397	2	1,500	750	857	R-404a	3/4	230-240/50/1	2.2 A	20	44
	14		59	29-1/2	33-3/4		3/4	115/60/1	7 A		
GU-72F	466	3	1,800	750	857	R-404a	3/4	230-240/50/1	2.2 A	14	30
	17		70-7/8	29-1/2	33-3/4		3/4	115/60/1	7 A		

- Height include 100mm(4") diameter castors.(locks provided on the front set)
- Optional legs available for all model.
- Temperature control range: -25°C~-3°C / -13°F~27°F
- Specifications subject to change without notice.



PLAN VIEW :

GU-36F / GU-48F / GU-60F / GU-72F





FOOD PREP TABLES

- 01 SANDWICH & SALAD PREP TABLES
- 02 SANDWICH & SALAD PREP TABLES (WITH COVER)
- 03 MEGA TOP SANDWICH & SALAD PREP TABLES (WITH COVER)

“Quality Products in your mind”



FRESH LIFE / HEALTHY LIFE / STYLISH LIFE / GREEN LIFE



“**STYLISH LIFE**”

GRAND keeps **GRACE**, as it is.

Harmony and modernity of topline kitchen is perfected by GRAND's refined products of simple design, fine sense and state-of-the-art technology.

/ FOOD PREP TABLES /

► SANDWICH & SALAD PREP TABLES

FEATURES & BENEFITS :

WELL BALLANCED & EFFICIENT DIGITAL TEMPERATURE CONTROL SYSTEM

- GRAND's Digital PCB Control System provides a sophisticated temperature control.
- GRAND's Side Mounted unit is designed to maximize the refrigeration efficiency.

HIGH QUALITY STAINLESS STEEL CABINET

- Stainless Steel Exterior (galvanized steel exterior bottom) and Interior construction gives free of rust, fewer dents and scratches.

SIDE MOUNTED REFRIGERATION SYSTEM

- GRAND's Side Mounted Refrigeration System has easy access for maintenance.

ERGONOMICALLY DESIGNED PRODUCT

- All curved design for Inner Cabinet.
- User-oriented design of Recessed Door Handle with easy grip.
- GRAND's Sandwich & Salad Prep Tables are designed to enhance the durability.

HEAVY-DUTY WIRE SHELVES

- Polyethylene coated heavy-duty Wire Shelves are easily moved up & down to store any sizes of food.
- Stainless Steel Shelf Clips are provided per Shelf, and 1 Shelf is served for 1 section.

DOOR GASKETS

- One piece of construction will provide maximum seal capability.
- Removable without tools for easy cleaning and replacement.

STAINLESS STEEL CONDENSATE DRAIN PAN

- Stainless Steel Condensate Drain Pan with Heater is valuable and discriminable points of GRAND's products compared to other brands.
- It will give customers to keep the clean and sanitary kitchen.

HIGH-DENSITY POLYURETHANE CABINET

- The entire Cabinet structure and Solid Doors are foamed in place with high density and CFC free Polyurethane insulation.

PAN DIVIDER BARS INCLUDED

GS-36R



GS-48R



GS-60R



GS-72R



SPECIFICATIONS :

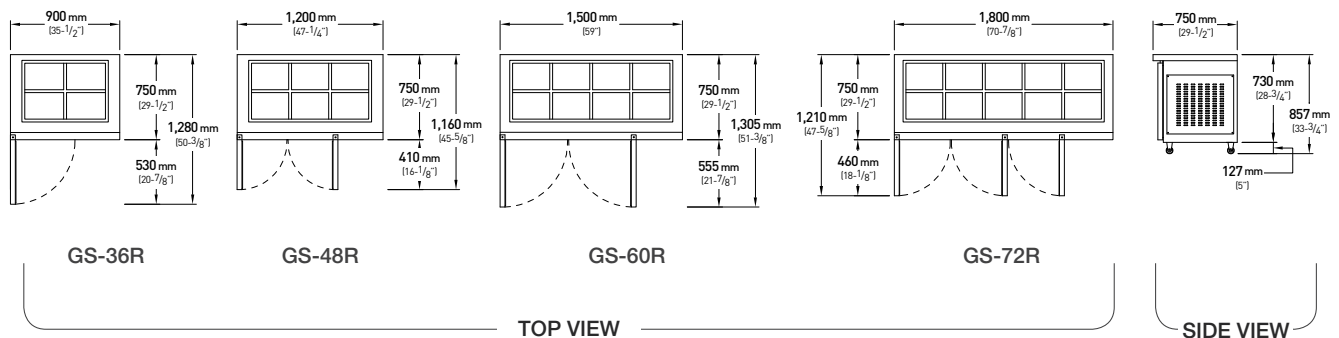
MODEL	CAPACITY	DOOR	EXTERIOR DIMENSION (mm / inch)			REFRIGERANT	HP	VOLTAGE	AMP	STUFFING QTY	
	(LITERS / CU.FT.)		Width	Depth	Height					20FT	40FT
GS-36R	174	1	900	750	857	R-134a	1/3	230-240/50/1	2.2 A	28	60
	6		35-1/2	29-1/2	33-3/4						
GS-48R	286	2	1,200	750	857	R-134a	1/3	230-240/50/1	2.2 A	22	48
	10		47-1/4	29-1/2	33-3/4						
GS-60R	397	2	1,500	750	857	R-134a	1/3	230-240/50/1	2.2 A	20	44
	14		59	29-1/2	33-3/4						
GS-72R	466	3	1,800	750	857	R-134a	1/3	230-240/50/1	2.2 A	14	30
	17		70-7/8	29-1/2	33-3/4						

- Height include 100mm(4") diameter castors.(locks provided on the front set)
- Optional legs available for all model.
- Temperature control range: 0°C~10°C / 32°F~50°F
- Specifications subject to change without notice.



PLAN VIEW :

GS-36R / GS-48R / GS-60R / GS-72R



/ FOOD PREP TABLES /

► SANDWICH & SALAD PREP TABLES (with Cover)

FEATURES & BENEFITS :

WELL BALLANCED & EFFICIENT DIGITAL TEMPERATURE CONTROL SYSTEM

- GRAND's Digital PCB Control System provides a sophisticated temperature control.
- GRAND's Side Mounted unit is designed to maximize the refrigeration efficiency.

HIGH QUALITY STAINLESS STEEL CABINET

- Stainless Steel Exterior (galvanized steel exterior bottom) and Interior construction gives free of rust, fewer dents and scratches.

SIDE MOUNTED REFRIGERATION SYSTEM

- GRAND's Side Mounted Refrigeration System has easy access for maintenance.

ERGONOMICALLY DESIGNED PRODUCT

- All curved design for Inner Cabinet.
- User-oriented design of Recessed Door Handle with easy grip.
- GRAND's Sandwich & Salad Prep Tables are designed to enhance the durability.

HEAVY-DUTY WIRE SHELVES

- Polyethylene coated heavy-duty Wire Shelves are easily moved up & down to store any sizes of food.
- Stainless Steel Shelf Clips are provided per Shelf, and 1 Shelf is served for 1 section.

DOOR GASKETS

- One piece of construction will provide maximum seal capability.
- Removable without tools for easy cleaning and replacement.

STAINLESS STEEL CONDENSATE DRAIN PAN

- Stainless Steel Condensate Drain Pan with Heater is valuable and discriminable points of GRAND's products compared to other brands.
- It will give customers to keep the clean and sanitary kitchen.

HIGH-DENSITY POLYURETHANE CABINET

- The entire Cabinet structure and Solid Doors are foamed in place with high density and CFC free Polyurethane insulation.

**300mm (11-3/4") DEEP, 13mm (1/2") THICKNESS REVERSIBLE
CUTTING BOARD INCLUDED**

**STANDARD 1/6 SIZE, 100mm (4") DEEP CONDIMENT PANS INCLUDED
PAN DIVIDER BARS INCLUDED**

GS-36R-C



GS-48R-C



GS-60R-C



GS-72R-C



SPECIFICATIONS :

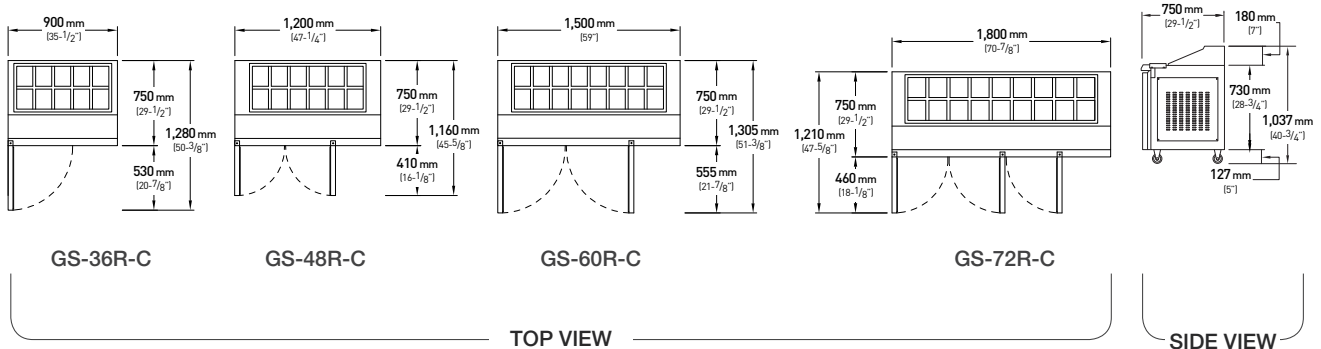
MODEL	CAPACITY	Quantity of Pans	DOOR	EXTERIOR DIMENSION (mm / inch)			REFRIGEREANT	HP	VOLTAGE	AMP	STUFFING QTY	
	(LITERS / CU.FT.)			Width	Depth	Height					20FT	40FT
GS-36R-C	174	10	1	900	750	1,037	R-134a	1/3	230-240/50/1	2.2 A	28	60
	6			35-1/2	29-1/2	40-3/4						
GS-48R-C	286	12	2	1,200	750	1,037	R-134a	1/3	230-240/50/1	2.2 A	22	48
	10			47-1/4	29-1/2	40-3/4						
GS-60R-C	397	16	2	1,500	750	1,037	R-134a	1/3	230-240/50/1	2.2 A	20	44
	14			59	29-1/2	40-3/4						
GS-72R-C	466	18	3	1,800	750	1,037	R-134a	1/3	230-240/50/1	2.2 A	14	30
	17			70-7/8	29-1/2	40-3/4						

- Height include 100mm(4") diameter castors.(locks provided on the front set)
- Optional legs available for all model.
- Temperature control range: 0°C~10°C / 32°F~50°F
- specifications subject to change without notice.



PLAN VIEW :

GS-36R-C / GS-48R-C / GS-60R-C / GS-72R-C



/ FOOD PREP TABLES /

► MEGA TOP SANDWICH & SALAD PREP TABLES (with Cover)

FEATURES & BENEFITS :

WELL BALLANCED & EFFICIENT DIGITAL TEMPERATURE CONTROL SYSTEM

- GRAND's Digital PCB Control System provides a sophisticated temperature control.
- GRAND's Side Mounted unit is designed to maximize the refrigeration efficiency.

HIGH QUALITY STAINLESS STEEL CABINET

- Stainless Steel Exterior (galvanized steel exterior bottom) and Interior construction gives free of rust, fewer dents and scratches.

SIDE MOUNTED REFRIGERATION SYSTEM

- GRAND's Side Mounted Refrigeration System has easy access for maintenance.

ERGONOMICALLY DESIGNED PRODUCT

- All curved design for Inner Cabinet.
- User-oriented design of Recessed Door Handle with easy grip.
- GRAND's Mega top Sandwich & Salad Prep Tables are designed to enhance the durability.

HEAVY-DUTY WIRE SHELVES

- Polyethylene coated heavy-duty Wire Shelves are easily moved up & down to store any sizes of food.
- Stainless Steel Shelf Clips are provided per Shelf, and 1 Shelf is served for 1 section.

DOOR GASKETS

- One piece of construction will provide maximum seal capability.
- Removable without tools for easy cleaning and replacement.

STAINLESS STEEL CONDENSATE DRAIN PAN

- Stainless Steel Condensate Drain Pan with Heater is valuable and discriminable points of GRAND's products compared to other brands.
- It will give customers to keep the clean and sanitary kitchen.

HIGH-DENSITY POLYURETHANE CABINET

- The entire Cabinet structure and Solid Doors are foamed in place with high density and CFC free Polyurethane insulation.

**300mm (11-3/4") DEEP, 13mm (1/2") THICKNESS REVERSIBLE
CUTTING BOARD INCLUDED**

STANDARD 1/6 SIZE, 100mm (4") DEEP CONDIMENT PANS INCLUDED

PAN DIVIDER BARS INCLUDED

GS-36R-M



GS-48R-M



GS-60R-M



GS-72R-M



SPECIFICATIONS :

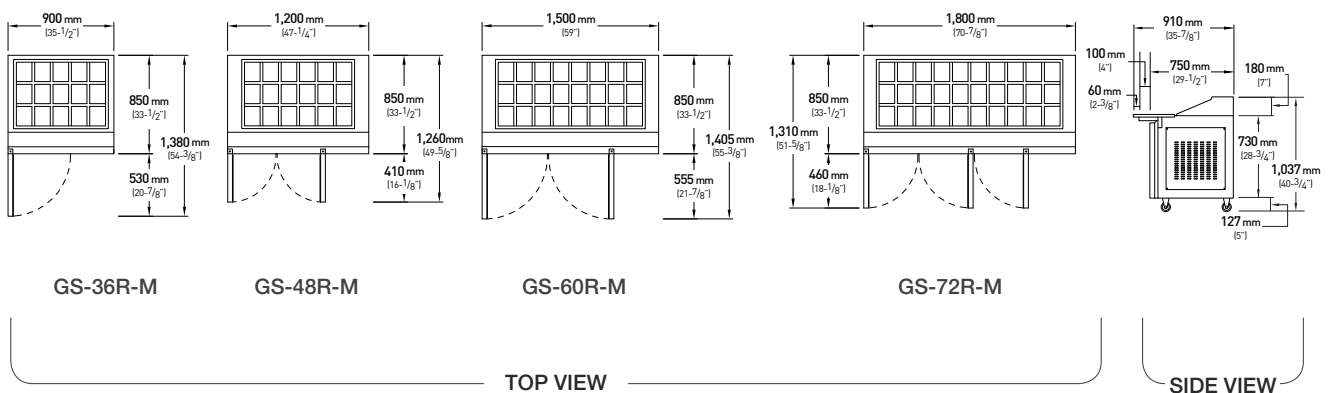
MODEL	CAPACITY	Quantity of Pans	DOOR	EXTERIOR DIMENSION (mm / inch)			REFRIGEREANT	HP	VOLTAGE	AMP	STUFFING QTY	
	(LITERS / CU.FT.)			Width	Depth	Height					20FT	40FT
GS-36R-M	174	15	1	900	850	1,037	R-134a	1/3	230-240/50/1	2.2 A	24	48
	6			35-1/2	33-1/2	40-3/4			115/60/1	4.5 A		
GS-48R-M	286	18	2	1,200	850	1,037	R-134a	1/3	230-240/50/1	2.2 A	22	44
	10			47-1/4	33-1/2	40-3/4			115/60/1	4.5 A		
GS-60R-M	397	24	2	1,500	850	1,037	R-134a	1/3	230-240/50/1	2.2 A	14	30
	14			59	33-1/2	40-3/4			115/60/1	4.5 A		
GS-72R-M	466	30	3	1,800	850	1,037	R-134a	1/3	230-240/50/1	2.2 A	12	36
	17			70-7/8	33-1/2	40-3/4			115/60/1	4.5 A		

- Height include 100mm(4") diameter castors.(locks provided on the front set)
- Optional legs available for all model.
- Depth not include 60mm(2-3/8") for cutting board.
- Temperature control range: 0°C~10°C / 32°F~50°F
- Specifications subject to change without notice.



PLAN VIEW :

GS-36R-M / GS-48R-M / GS-60R-M / GS-72R-M





DISPLAY CASES

01 BAKERY & DELI CASES

02 DISPLAY CASES FOR VARIOUS FOOD



“Quality Products in your mind”



FRESH LIFE / HEALTHY LIFE / STYLISH LIFE / GREEN LIFE

“**GREEN LIFE**”

GRAND keeps **SAFETY**, as it is.

GRAND's eco-friendly, energy-saving ergonomic design giving highest priority to customers' safety pursues the society of confidence and reliability.

/ DISPLAY CASES /

► BAKERY & DELI CASES

FEATURES & BENEFITS :

DIGITAL TEMPERATURE CONTROL SYSTEM

- GRAND's Digital PCB Control System provides a sophisticated temperature control. This level of precision allows food to remain fresh over an extended period of time.

ENERGY EFFICIENT, "LOW-E", DOUBLE PANE THERMAIL GLASS DOOR (FRONT & SIDE & REAR & CEILING)

- "Low-E" double pane thermal glass prevent dew formation and, make merchandise more freshness.

HIGH-DENSITY POLYURETHANE CABINET

- The entire Cabinet structure is foamed in place with high density and CFC free Polyurethane insulation.

ERGONOMICALLY DESIGNED PRODUCT

- GRAND's Bakery & Deli Cases are designed to enhance the durability.

ENERGY SAVING LED LIGHT

- Interior of GRAND's Bakery & Deli Cases are illuminated with energy saving LED Light standard per movable shelf.

OPTIONS FOR CUSTOMER'S NEEDS

SPEC	STANDARD	OPTIONS
Door	Rear Door	Front Door / Double side Door
Shelf	2 Shelves	1 Shelf / 3 Shelves
Finish	Black / Brown	Stainless steel
Height	1,200 mm (47-1/4")	1,100 mm (43-1/2") / 1,400 mm (55-1/8")
Depth	680 mm (26-3/4")	730 mm (28-3/4") / 780 mm (30-3/4")



SPECIFICATIONS :

GLASS TYPE	MODEL	CAPACITY	EXTERIOR DIMENSION (mm / inch)			REFRIGERANT	HP	VOLTAGE	AMP	STUFFING QTY	
		(LITERS / CU.FT.)	Width	Depth	Height					20FT	40FT
CURVED	GBC-28	72	700	680	1,200	R-134a	1/3	230-240/50/1	2 A	14	28
		3	27-5/8	26-3/4	47-1/4		1/3	115/60/1	4 A		
	GBC-36	96	900	680	1,200	R-134a	1/3	230-240/50/1	2.5 A	14	28
		4	35-1/2	26-3/4	47-1/4		1/3	115/60/1	5A		
	GBC-48	132	1,200	680	1,200	R-134a	1/3	230-240/50/1	2.6 A	11	22
		5	47-1/4	26-3/4	47-1/4		1/3	115/60/1	5.2 A		
	GBC-60	168	1,500	680	1,200	R-404a	1/2	230-240/50/1	4.5 A	7	14
		6	59	26-3/4	47-1/4		1/2	115/60/1	9 A		
RECTANGULAR	GBR-28	72	700	680	1,200	R-134a	1/3	230-240/50/1	2 A	14	28
		3	27-5/8	26-3/4	47-1/4		1/3	115/60/1	4 A		
	GBR-36	96	9,00	680	1,200	R-134a	1/3	230-240/50/1	2.5 A	14	28
		4	35-1/2	26-3/4	47-1/4		1/3	115/60/1	5A		
	GBR-48	132	1,200	680	1,200	R-134a	1/3	230-240/50/1	2.6 A	11	22
		5	47-1/4	26-3/4	47-1/4		1/3	115/60/1	5.2 A		
	GBR-60	168	1,500	680	1,200	R-404a	1/2	230-240/50/1	4.5 A	7	14
		6	59	26-3/4	47-1/4		1/2	115/60/1	9 A		
DIAGONAL	GBD-28	72	700	680	1,200	R-134a	1/3	230-240/50/1	2 A	14	28
		3	27-5/8	26-3/4	47-1/4		1/3	115/60/1	4 A		
	GBD-36	96	900	680	1,200	R-134a	1/3	230-240/50/1	2.5 A	14	28
		4	35-1/2	26-3/4	47-1/4		1/3	115/60/1	5A		
	GBD-48	132	1,200	680	1,200	R-134a	1/3	230-240/50/1	2.6 A	11	22
		5	47-1/4	26-3/4	47-1/4		1/3	115/60/1	5.2 A		
	GBD-60	168	1,500	680	1,200	R-404a	1/2	230-240/50/1	4.5 A	7	14
		6	59	26-3/4	47-1/4		1/2	115/60/1	9 A		
DIAGONAL	GBD-72	204	1,800	680	1,200	R-404a	1/2	230-240/50/1	4.6 A	7	14
		8	70-7/8	26-3/4	47-1/4		1/2	115/60/1	9.2 A		

/ DISPLAY CASES /

► DISPLAY CASES FOR VARIOUS FOOD

Fruits, Drink, and Fresh Food



Open Multi-deck (Remote)



Open Multi-deck Sliding (Remote)



Open Multi-deck (Self Contained)



Open Multi-deck Sliding (Self Contained)



Semi Multi-deck (Remote)



Semi Multi-deck (Self Contained)



Slim Lunch Multi-deck (Self Contained)

Vegetable, Egg



Open Multi-deck (Remote)



Vegetable Counter (Self Contained)



Open Multi-deck Egg (Remote)

Meat



Meat Sliding (Remote)



Meat Sliding (Self Contained)



Meat Double-deck (Remote)



Meat Triple-deck (Remote)



Meat Double-deck (Self Contained)



Meat Double-deck Sliding (Self Contained)



Open Multi-deck Self (Remote)



Meat Self Counter (Self Contained)



Meat Self Double-deck (Self Contained)



Meat Self Counter Corner (Self Contained)

PRODUCTION LINE

G R A N D W O O S U N G

Korea's first automated installation of an assembly line as a small and medium-sized enterprise has laid the foundation to maintain the highest standard of customer satisfaction.



“ The automated line installation has minimized the defect rate during the process of assembling and shipping, has improved productivity and stabilized quality.”

“ We are challenging “Zero Defect Rate” by installing various performance tests for sections that are synchronized with the main line and sufficient performance tests in advance.”

“ Various measuring instruments (dielectric measuring instrument, earth, leak detector) are used to prioritize the safety of consumers.”

FRESH LIFE / HEALTHY LIFE / STYLISH LIFE / GREEN LIFE



GRAND
Advanced Concept Digital Refrigerator

1981 Hwanghak-dong, Jung-gu, Seoul, South Korea, 100-871

Tel_+82 2 2237 7943

Fax_+82 2 2237 7944

www.woosunginc.co.kr